

# CATALOGUE

MODERN FRONT FENCES

2020





*Plast-Met Fencing Systems has been operating since 1988. For over 30 years we have been providing our customers with solutions that meet their needs and guarantee safety, functionality and modern design. We are a company with Polish capital and one of the leading manufacturers of fencing systems. We create innovative products with an awareness of modern trends and styles, well suited to the needs of users.*

*Our beginnings were related to the production of fencing mesh. We have gradually expanded our assortment, responding to the growing market needs. Knowledge, experience gained and advanced technologies implemented allowed us to create Modern Front Fencing - a line of products that is synonymous with quality, functionality and prestige. Proposing further design innovations, we have introduced Modular Front Fences, which give customers the possibility of independent configuration and work well in traditional and modern buildings.*

*We have also taken care of our customers to ensure that the company's diverse and wide offer includes products which, in addition to being a pride of property owners, also meet the expectations placed in them. We are a forerunner of the industry and as the first on the Polish market to introduce a multifunctional Centerbox module and intelligent fence and garden lighting - a system of LED lamps, which are controlled by convenient and innovative Smart Fence and Smart Light systems.*

*Client focus is the priority of our daily work - we want the use of our fences to be comfortable, pleasant and a source of pride for the property owners. Positive relations based on trust are a standard of our operation. Our values enable us to enjoy the reputation of a reliable and honest partner on the market, and our brand is a symbol of high quality. When working with us, you choose a company with professional experience, innovative production technologies and ecological thinking about resources.*

*Dear Customer,*

Plast-Met Modern Front Fences are a combination of technical knowledge and the commitment of our employees. Such work is our source of contentment and satisfaction.

Plast-Met means a team of people building an organization that is not afraid of change, as it brings continuous development for us. My colleagues are constantly developing and gaining the knowledge needed to improve products. They were the first to design, manufacture and market innovative LED fence lighting and the Centerbox module - essential elements in modern 21st century fencing.

The organization we create under the Plast-Met Fencing Systems brand is not only production. Today we are taking actions on the market to make our Partners part of our organization and make sure they understand our ideas and know our goals. Every day we are working to become better than the day before and demonstrate the sense of our vision.

Plast-Met catalogue 2020 is now in your hands. And so are your choices.  
Choose the best offer for you.

Marian Przybylski, CEO and the Plast-Met Team



**MARIAN PRZYBYLSKI,  
CEO**

A handwritten signature in blue ink, appearing to be 'M. Przybylski', written in a cursive style.

# 5 REASONS THE BEST CHOICE? PLAST-MET!

Learn why our fences will become the best decoration and an irreplaceable element of your property.

## 1 FUNCTIONALITY

Fences are an element we build once for many years, that's why we should carefully think about its expected functionalities. Our solutions ensure the highest level of safety and long durability of the zinc coating, thanks to the use of the most modern production technologies to meet the requirements of the Customer of the 21st century. Our company provides high quality fencing segments, gates and wickets equipped with additional components such as the Centerbox module or fence or garden lighting. Control of these elements is very simple and is done through mobile applications using the Smart Fence and Smart Light systems. Using our solutions brings comfort and pleasure.

## 2 ATTRACTIVE DESIGN

When deciding to buy a fence, we need to adapt its form to the architecture of our house and the style of the property. After all, a gate, wicket or fencing segment are the first elements that people visiting us encounter. And a beautiful fence usually announces an impressive house. Our offer includes Modern Horizontal and Vertical Front Fences as well as Modular Front Fences. The abundance of available designs allows to create a fence ideally suited to the customer's needs. Thanks to the best raw materials used in the production and the variety of forms, our systems look great for many years of use. Their appearance is a source of pride for the customers and increases the prestige of the property, built in both traditional and modern style.

## 3 QUALITY AND TECHNOLOGY

Searching for a perfect fence, it is worth checking what material and production processes it was made of. Plast-Met Fencing systems are made of high quality raw materials as a result of modern production processes. We use the Duplex system, which provides corrosion protection due to galvanizing and powder coating, and extends the life of the fence up to 40 years. We also do not use harmful chemicals in our production and limit welding to a minimum. Buying our fence means choosing a progressive and modern product, the purchase of which will pay off during many years of use.

## 4 INSTALLATION

Correct installation is extremely important, as it ensures trouble-free use of the fence for many years. We are an experienced manufacturer, operating on the market for a long time and cooperation with us guarantees professional assistance help and advice. Our installation teams are made up of qualified specialists whose skills allow them to follow the implementation process with confidence. Plast-Met Fencing Systems also organizes training courses to help our business partners improve their qualifications in the field of gate assembly and automation.

## 5 MAINTENANCE

Once installed, the fence should survive without any troublesome treatment. Therefore, it is worth choosing our products that do not require frequent cleaning, renovation or impregnation. Plast-Met Fence Systems technology guarantees that for many years they do not lose their properties and colours, and maintenance operations are reduced to a minimum.



**TRANSPARENCY**

the varied degree of transparency allows for the creation of a fence tailored to the user's expectations



**CE**

the product meets the requirements of the European Union (EU) directives




**TECHNICAL SERVICE**

warranty and post-warranty service of our products, Plast-Met repair crews include properly trained, certified and experienced specialists



**CHILD SAFETY**

the fence is a protective barrier



**MODULARITY** and adjustable height

possibility to create your own fence from the offered modules of selected height and width




**MOBILE ACCESS CONTROL**

fence with the option of mounting integrated control modules, which can be managed from anywhere thanks to the Wi-Fi application



**ANIMAL SAFE**

models forming the limits of safe asylum for pets



**RESISTANCE** to weather conditions the fence is resistant to UV radiation and moisture



**LED LAMPS**

LED luminaries in 5 sizes intended for installation in fence posts increase the sense of security and functionality



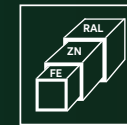
**GUARANTEE**

applied corrosion protection methods ensure fence protection, that's why our products are covered by a 10-year guarantee



**AUTOMATION**

fences with the possibility of equipping with drives and automation



**DUPLEX**

method of protection against corrosion by galvanizing and powder coating extending the durability of the coating up to 40 years

# LEARN MORE ABOUT THE SYSTEM

VISUALIZATION OF SYSTEM ELEMENTS, COLOURS



## TOP Gate wing

with running rail

## Application

mobile access control



## LED lamp with warning function

when the gate opens, it changes colour from white to orange, powered directly from the gate drive

## Guiding post


integrated with the drive and the automation of the sliding gate, it minimizes the number of fence elements and prevents the ingress of moisture

## Photocell

it facilitates the use of the gate and increases the safety of users

## Drive

mounted in the guiding post and is easily accessible to the service technician



## Double-leaf gate

## Remote control



## RAL COLOURS

Standard coating for front fences

9005  
MAT

6005  
MAT

7016  
MAT

7024  
MAT

7030  
MAT

8017  
MAT

9010  
MAT

7016  
STRUCTURE

MODERN  
BROWN

ANTHRACITE  
DB



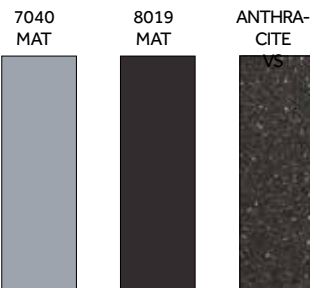
# LEARN MORE ABOUT THE SYSTEM

VISUALIZATION OF SYSTEM ELEMENTS, SPECIAL COLOURS, POST CAPS




## SPECIAL RAL COLOURS

Additional RAL colours on special request



## POST CAPS



# FENCE AND GARDEN LED LAMPS

## Light at your fence

Outdoor lighting is a necessary element that increases the sense of security and functionality of each property. Guided by this principle, the Plast-Met Fencing Systems company was the first to introduce a comprehensive system of LED lamps of various sizes, designed for installation on fence posts. Such lamps provide the lighting of the driveway to the building or parking zone.

Lamps have been made and tested from the scratch in the company's design department. They combine practical and decorative functions. The first include lighting of the property, performing warning functions, signalling the release of the electric strike and regulation of light intensity. On the other hand, when it comes to decorativeness, fence lamps are characterized by a minimalist, subtle design that fits perfectly into any home arrangement. They give the property a prestigious, modern look. The luminaries have a steel-aluminium construction that provides high resistance to mechanical damage. Their housing guarantees tightness at the level of IP67, which means complete protection against dust ingress and flooding. The use of LED technology also significantly reduces operating costs and affects energy efficiency. Lamps are controlled by the wBox application.

Our offer is complemented by an innovative Air Cleanliness Lamp, which signals the level of contamination with a specific lighting colour. The lamp is controlled using the application on your phone or tablet.





# MOBILE ACCESS CONTROL



## One touch control

With the wBox applications and devices you can easily control elements in your home and garden.

They do not need any central unit for operation. A Wi-Fi network is enough. Once connected, they can be controlled from any location, without complicated configuration.

The wBox application and devices enable our customers to open gates with electric drive and control garden lamps using a mobile phone or tablet. All you need to do is attach the wLightBox and gateBox drivers to your home Wi-Fi network to open the gateway conveniently and quickly with a single touch, turn the light on and off, and set its intensity and duration. The lighting controller can work according to a set schedule or based on sunrises and sunsets. The configuration of these settings depends on your preferences and user needs.

### MAIN PANEL

Driver selection



### LED LIGHTING

- Lighting intensity adjustment
- Day/night sensor
- Timing function
- Remote lighting control
- LED garden lamps
- Garden lighting scenarios

### GATES

- Opening scenario
- Gate closing scenario
- Touch panel for gate control
- Remote control of gate operation



# INTERCOM SETS

## Connection with your house

### INTERCOMS

An intercom is an indispensable element of every home zone and a complement to our fence. The Plast-Met offer includes three intercom sets - golden, silver and brown - differing in functionality. The first two are equipped with a video monitor, while in the brown set communication takes place via a handset. These devices have a wide range of individual configuration settings for each property with free software.



#### **GOLDEN SET**

one or two-button panel  
with optional encryption version  
video monitor with display white / black  
power supply  
5 proximity key rings  
door opening module



#### **SILVER SET**

one or two-button panel  
with optional encryption version  
video monitor / hands-free  
power supply  
5 key rings  
gate opening module



#### **BROWN SET**

one or two-button panel  
with optional encryption version,  
headphone receiver / headphone-free  
transformer  
5 key rings  
gate opening module

# CENTERBOX



## Mobile means easier

### CENTERBOX

Centerbox is an innovative fence management solution. This multifunctional module in the shape of a cuboid post, whose design is based on years of experience, perfectly defines the company's mission. We were the first to introduce this solution in response to our customers' needs. Centerbox is a management unit connected to the house - it is the most important element of the fence, whose presence on the property is essential.

The structure has been divided into three zones, each with a different function. The upper one has room for the intercom set, the middle one has been designed for letters, while in the lower one there is a control panel with power supply elements of the system, which are easily accessible for the service technician. The steel housing of the module increases the weather resistance of electronic assemblies.

Centerbox is characterized by a coherent and thoughtful design adapted to our fences, it is protected against corrosion and adds modernity and prestige to the property. A special place has been prepared on the steel surface of the module, which can be freely arranged, e.g. by placing the property number there. Thanks to the special design, the internal components will not be affected by the installation of accessories.



# AUTOMATION AND WI-FI CONTROL



## Freedom of use

Proper and reliable automation system is an important factor influencing the safety and comfort of using the gate, as well as an indispensable element of the front fence. We adapt the solutions we use to the specific property and expected level of functionality. The Top version gates have automation integrated in the guiding post, which is programmed by our specialists before reaching the customer. A post is an elegant and practical solution that minimizes the number of fencing elements. We also equip our double-leaf gates with automation, where we use top-class drives, remote controls and photocells. Our solutions are controlled using devices connected to the Wi-Fi network.



DRIVE



TOP SLIDING GATE

DOUBLE-LEAF GATE



ACTUATOR



PHOTOCELL

# DUPLEX AND TECHNOLOGY



## We care for your comfort and for the environment

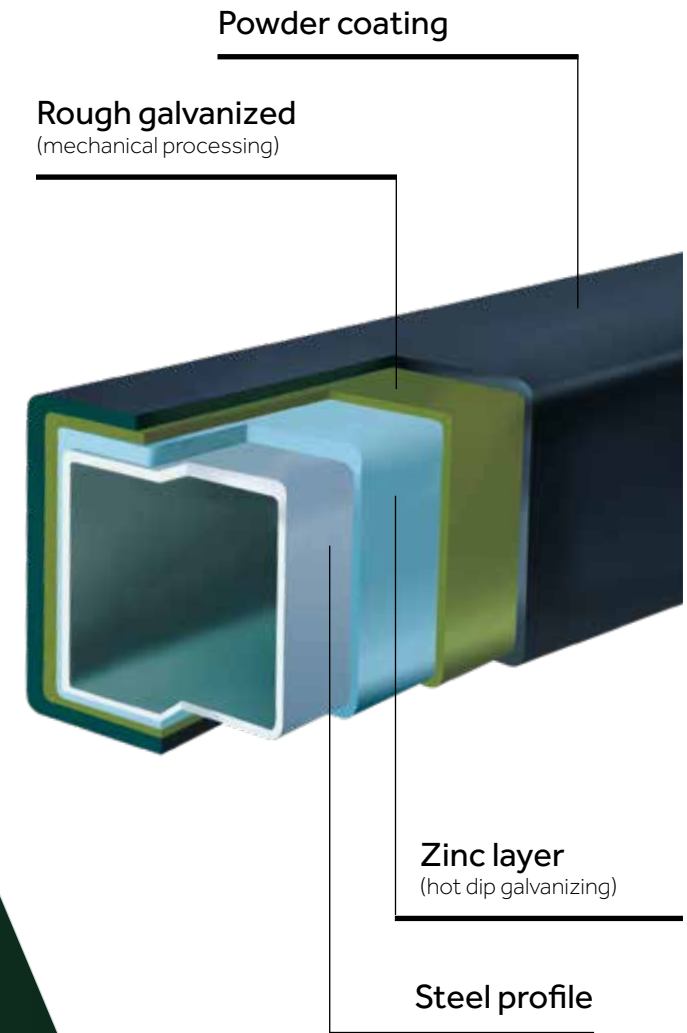
### DUPLEX SYSTEM

We use the Duplex system in our fences. It is an excellent method of anti-corrosion protection consisting in the application of a special paint coating on a hot-dip zinc coating. This system has been used by our company for 20 years. It provides a steel protection period for up to 40 years according to EN-ISO 12944-5. The paint coating protects zinc against oxidation, extends its life and allows you to achieve the intended colour effects from the RAL colour palette. Such fence also has high mechanical strength. According to the research of the Corrosion Protection Institute in Dresden, the Duplex system is 10 times more resistant compared to the average paint coating without hot galvanizing

Resistant to abrasion, 8 times more resistant to stone impacts and 20 times better edge protection.

### PRODUCTION TECHNOLOGY

In the production of Modern Front Fences we also use an innovative permeation method, which consists in introducing a vertical profile into the horizontal profile. The opening in the horizontal profile is made with high accuracy by a CNC machine. Thanks to such precision, the profiles introduced stabilise themselves in the holes and it is not necessary to weld all connections. This is a method by which we minimise the amount of waste harmful to the environment. In the production process, we have also completely resigned from using harmful chemicals with toxic properties. Instead of varnish, we chose safe powder paint coating. The waste is collected and sent to producers for reuse. When degreasing, we use products without salts or acids. There are no semi-finished products that must be disposed of with special preparations.




# DESIGN DESIGN DEPARTMENT

## This is where it all begins

Plast-Met Fencing Systems has its own construction and design department, where prototypes and designs of all products are developed. It is a central and strategic place in an enterprise - this is where it all begins, and where ideas for new fence models are born.

The operational, young staff together with experienced specialists jointly develop the best solutions that result from the needs of customers and trends popular on the market. All with the use of innovative machines and technologies. Most fences are made to individual order, and each customer at the design stage chooses the model, appearance and functions.



# DESIGN PM FENCES, SLOPES


## Design your fence

PM Fencing helps our Partners and Customers to create their dream fence. The software is intuitive to use, based on many years of experience, and its main tasks are design and pricing.


The program, after the final layout of the fence is developed, generates a design, cost estimate and detailed drawings, according to which the order is carried out. It is important to take into account in the design any falls that we have to deal with when the property is located on sloping ground. Then, the plot dimension should be measured with a leveller.

The software informs the customer of the exact cost. The customer can view the fence on the monitor screen and introduce any modification of models, details or equipment elements. The possibility to use the program on mobile devices allows for the execution and transfer of the project directly on site of the planned investment.

The possibility of using the program on mobile devices allows the implementation and transfer of a design directly on site of the planned investment.



# ORDER COMPLETION CYCLE



**20%**  
MEASUREMENT  
INSTALLER



**20%**  
DESIGN  
PLAST-MET



**20%**  
APPROVAL  
CLIENT



**20%**  
PRODUCTION-  
PLAST-MET



**20%**  
INSTALLATION  
INSTALLER



**100%**  
SATISFACTION



**ACCEPTANCE**





A photograph of a modern front fence system. It features dark, vertical metal posts and large glass panels. The fence is set against a clear blue sky. The design is minimalist and contemporary.


## HORIZONTAL

## FENCES

Modern Front Fences will surely become a pride of every property. Wide range of product models, interesting and modern design, high quality and excellent protection against corrosion are the features that make this solution unique. The fences have been designed for customers who appreciate privacy and discretion, but also prefer simple, minimalist forms. A special advantage of Modern Front Fencing are also additional components such as Centerbox module and LED fencing lamps, which significantly increase the functionality of this solution.

# MODERN

## FRONT FENCES



# BERYL

PAGE 22-23

# TRAVERTINE

PAGE 24-27

# MALACHITE

PAGE 28-31

# TURQUOISE

PAGE 32-33

## SEGMENTS



BERYL STRAIGHT SEGMENT (TYPE P)




TRAVERTINE PLUS




TRAVERTINE 200/P-10



TRAVERTINE MX 200/P-25




MALACHITE 120/P-20



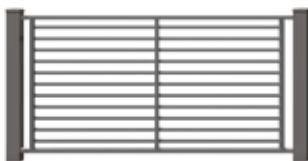
MALACHITE 100/P-20



MALACHITE 80/P-40



MALACHITE 60/P-40



TURQUOISE STRAIGHT SEGMENT (TYPE P)

# SYSTEMS



SEGMENT

WICKET

TOP SLIDING GATE

DOUBLE-LEAF GATE




SEGMENT

WICKET

TOP SLIDING GATE

DOUBLE-LEAF GATE



SEGMENT

WICKET

TOP SLIDING GATE

DOUBLE-LEAF GATE



SEGMENT

WICKET

TOP SLIDING GATE


DOUBLE-LEAF GATE

# BERYL



A model that combines lightness of design with a solid structure. The non-transparent segments with a minimalist appearance, made of sheet metal with a form of blinds, guarantee the privacy of the property and add to its character. Beryl is suitable for both traditional and modern housing design.

# OUR OFFER includes the following elements



### STRAIGHT SEGMENT (TYPE P)

Maximum available width: 2500 mm  
Minimum standard width: 2000 mm



### DOUBLE-LEAF GATE

Maximum available width: 5500 mm  
Minimum standard width: 3000 mm




### CENTERBOX

Intercom  
Letterbox



### WICKET


Standard width: 1100 mm  
Left and right-sided



### TOP SLIDING GATE

Maximum available width: 6000 mm  
Minimum width: 3000 mm  
Left and right-sided

### POST CAPS



D0 PLUG    D1 BALL    D2 ENVELOPE    LED LAMP



# TRAVERTINE



A model with an unconventional design offering a compromise between privacy and opening up to the surrounding space. Created for people who value elegance in a modern edition.




# OUR OFFER includes the following elements



### STRAIGHT SEGMENT (TYPE P)

Maximum available width: 2500 mm  
Minimum standard width: 2000 mm



### DOUBLE-LEAF GATE

Maximum available width: 5500 mm  
Minimum standard width: 3000 mm



### CENTERBOX

Intercom  
Letterbox



### WICKET


Standard width: 1100 mm  
Left and right-sided




### TOP SLIDING GATE

Maximum available width: 6000 mm  
Minimum width: 3000 mm  
Left and right-sided

### POST CAPS



D0 PLUG    D1 BALL    D2 ENVELOPE    LED LAMP



# TRAVERTINE



## TRAVERTINE PLUS



Model with crossbars  
200 mm and 30 mm high


## TRAVERTINE 200/P-10



Model with crossbars  
200 mm high with 10 mm gaps

**OUR OFFER** includes the following elements

## TRAVERTINE MX 200/P-25



Model with crossbars  
of 200 and 40 mm height with 10 and 25 mm gaps



# MALACHITE




A fence that, in a minimalist spirit, reflects the classic form of a segment with horizontal crossbars. The varied degree of transparency allows them to be used on properties of various types. Malachite can be complemented with extensive accessories such as fencing lamps or Centerbox module.

# OUR OFFER includes the following elements



### STRAIGHT SEGMENT (TYPE P)

Maximum available width: 2500 mm  
Minimum standard width: 2000 mm



### DOUBLE-LEAF GATE

Maximum available width: 5500 mm  
Minimum standard width: 3000 mm




### CENTERBOX

Intercom  
Letterbox



### WICKET


Standard width: 1100 mm  
Left and right-sided




### TOP SLIDING GATE

Maximum available width: 6000 mm  
Minimum width: 3000 mm  
Left and right-sided

### POST CAPS




D0 PLUG    D1 BALL    D2 ENVELOPE    LED LAMP



# MALACHITE




## MALACHITE 60/P-40



Model with crossbars  
of 60 mm height with 40 mm gaps


## MALACHITE 80/P-40



Model with crossbars  
of 80 mm height with 40 mm gaps

**OUR OFFER** includes the following elements


## MALACHITE 100/P-20



Model with crossbars  
of 100 mm height with 20 mm gaps



## MALACHITE 120/P-20



Model with crossbars  
of 120 mm height with 20 mm gaps




# TURQUOISE



Turquoise is a model of a light, aesthetic form that guarantees high transparency. Dedicated to all customers who want to highlight the qualities of their property. It fits very well to modern architecture and is a great exposition for a beautiful, lamp-lit garden. It fits well with modern architecture and emphasises the beauty of a garden lit by lamps. The model is available in many dimensions and works well in individual projects.




# OUR OFFER includes the following elements



### STRAIGHT SEGMENT (TYPE P)

Maximum available width: 3000 mm  
Minimum standard width: 2000 mm



### DOUBLE-LEAF GATE

Maximum available width: 5500 mm  
Minimum standard width: 3000 mm




### CENTERBOX

Intercom  
Letterbox



### WICKET


Standard width: 1100 mm  
Left and right-sided



### TOP SLIDING GATE

Maximum available width: 6000 mm  
Minimum width: 3000 mm  
Left and right-sided

### POST CAPS



D0 PLUG    D1 BALL    D2 ENVELOPE    LED LAMP



The page features a modern design with a background of overlapping green and grey geometric shapes. On the right side, there is a photograph of a dark-colored metal fence with vertical bars and a horizontal top rail, set against a backdrop of green foliage. The text is arranged in a clean, sans-serif font.


VERTICAL

**FENCES**

Modern Front Fencing is a traditional solution in a modern design. The transparent, vertical arrangements are enriched with various decorative elements and several types of tips to choose from in the form of an arrow-head. Rich design options and colours, high quality and effective protection against corrosion are the features that allow the use of Modern Front Fences both on private properties and at companies or industrial plants. Thanks to the different spacing of the sections, it is possible to choose a model that gives a sense of privacy or exposes our house and garden, depending on your needs.

**MODERN**

FRONT FENCES



# AGATE

PAGE 40-41

# AMETHYST

PAGE 42-43

# ONYX

PAGE 44-45


# EMERALD

PAGE 46-47


# JASPER

PAGE 48-49


## SEGMENTS



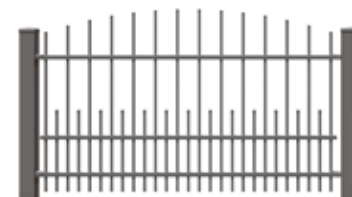
AGATE STRAIGHT SEGMENT (TYPE P)




AGATE CONVEX SEGMENT (TYPE W)




AMETHYST STRAIGHT SEGMENT (TYPE P)



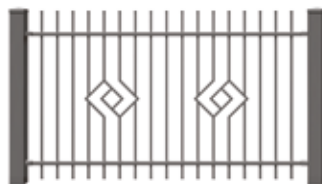
AMETHYST CONVEX SEGMENT (TYPE W)



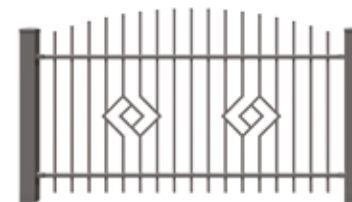
ONYX STRAIGHT SEGMENT (TYPE P)



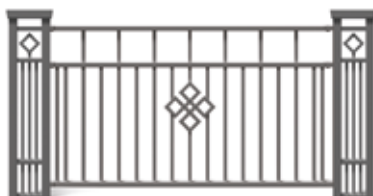
ONYX CONVEX SEGMENT (TYPE W)



EMERALD STRAIGHT SEGMENT (TYPE P)



EMERALD CONVEX SEGMENT (TYPE W)



JASPER STRAIGHT SEGMENT (TYPE P)

# SYSTEMS



# OPAL

PAGE 50-51

# AMBER

PAGE 52-53

# RUBY 1

PAGE 54-55

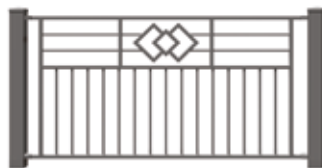
# RUBY 2

PAGE 56-57

# SAPPHIRE

PAGE 58-59


## SEGMENTS




OPAL STRAIGHT SEGMENT (TYPE P)



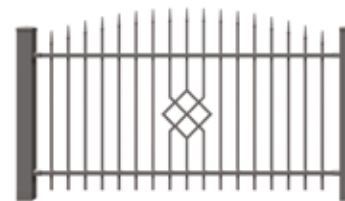
AMBER STRAIGHT SEGMENT (TYPE P)



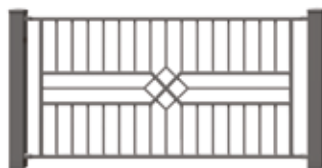
JANTAR CONVEX SEGMENT (TYPE W)



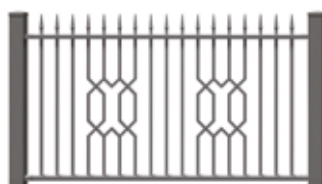
RUBY 1 STRAIGHT SEGMENT (TYPE P)



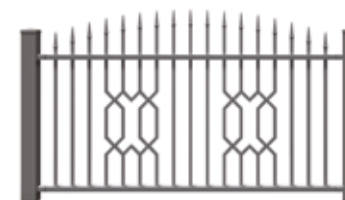
RUBY 1 CONVEX SEGMENT (TYPE W)



RUBY 2 STRAIGHT SEGMENT (TYPE P)



SAPPHIRE STRAIGHT SEGMENT (TYPE P)



SAPPHIRE CONVEX SEGMENT (TYPE W)

# SYSTEMS




# AGATE



The classic form of Agate is suitable for any home zone. The minimalist design of the segments, available in a simple or convex form and a wide range of colours, with a tip in the upper part of the fence, is a timeless solution. Works well with both modern, as well as traditional housing design.




## OUR OFFER includes the following elements



### STRAIGHT SEGMENT (TYPE P)

Maximum available width: 3000 mm  
Minimum standard width: 2000 mm



### CONVEX SEGMENT (TYPE W)

Maximum available width: 3000 mm  
Minimum standard width: 2000 mm




### WICKET

Standard width: 1190 mm  
Left and right-sided



### DOUBLE-LEAF GATE

Maximum available width: 5500 mm  
Minimum standard width: 3000 mm



### TOP SLIDING GATE

Maximum available width: 6000 mm  
Minimum standard width: 3000 mm  
Left and right-sided

### AVAILABLE TIPS



P0 P1 P2 P4 P5 P6




# AMETHYST



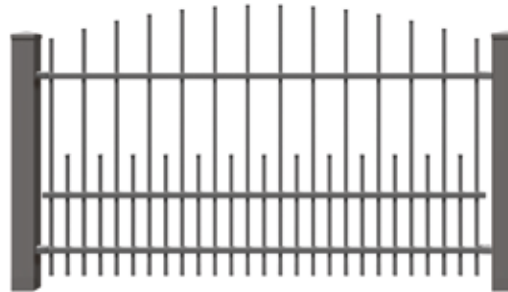
Type of fences valued by customers both because of for its simple form and functionality. Due to the density of the sections at the bottom of the segment, it is an ideal model for lovers of smaller pets. One of the first designs in the NOF fence range.

# OUR OFFER includes the following elements



### STRAIGHT SEGMENT (TYPE P)

Maximum available width: 3000 mm  
Minimum standard width: 2000 mm



### CONVEX SEGMENT (TYPE W)

Maximum available width: 3000 mm  
Minimum standard width: 2000 mm




### WICKET

Standard width: 1080 mm  
Left and right-sided



### DOUBLE-LEAF GATE


Maximum available width: 5500 mm  
Minimum standard width: 3000 mm



### TOP SLIDING GATE

Maximum available width: 6000 mm  
Minimum standard width: 3000 mm  
Left and right-sided

### AVAILABLE TIPS

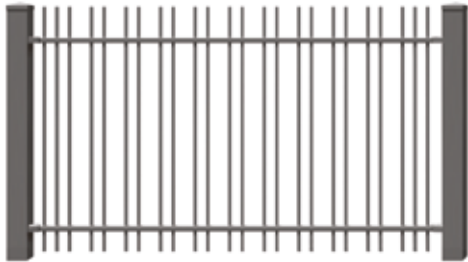


# ONYX




The simple design of the Onyx is created by density of profiles in pairs, which can be enhanced by a wide range of tips. The timeless appearance means that it can be successfully used around various types of buildings - private, public, as well as industrial facilities, but also at parks and recreation areas.

# OUR OFFER includes the following elements



### STRAIGHT SEGMENT (TYPE P)

Maximum available width: 3000 mm  
Minimum standard width: 2000 mm



### CONVEX SEGMENT (TYPE W)

Maximum available width: 3000 mm  
Minimum standard width: 2000 mm



### WICKET

Standard width: 1150 mm  
Left and right-sided



### DOUBLE-LEAF GATE

Maximum available width: 5500 mm  
Minimum standard width: 3000 mm



### TOP SLIDING GATE

Maximum available width: 6000 mm  
Minimum standard width: 3000 mm  
Left and right-sided

### AVAILABLE TIPS



P0 P1 P2 P4 P5 P6

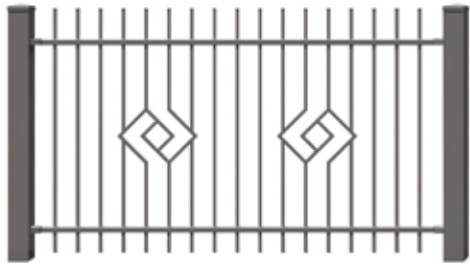


# EMERALD



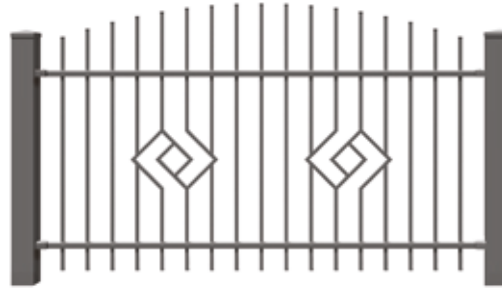
The transparent design of this model has been emphasized by its decorative element. Topped with the tip of the selected shape, it is a perfect complement for classic architectural forms.

## OUR OFFER includes the following elements



### STRAIGHT SEGMENT (TYPE P)

Maximum available width: 3000 mm  
Minimum standard width: 2000 mm



### CONVEX SEGMENT (TYPE W)

Maximum available width: 3000 mm  
Minimum standard width: 2000 mm




### WICKET

Standard width: 1190 mm  
Left and right-sided



### DOUBLE-LEAF GATE


Maximum available width: 5500 mm  
Minimum standard width: 3000 mm



### TOP SLIDING GATE

Maximum available width: 6000 mm  
Minimum standard width: 3000 mm  
Left and right-sided

### AVAILABLE TIPS



P0

P1

P2

P4

P5

P6




# JASPER



The classic form of Jasper form has a decorative element referring to a rose and a specially dedicated post. It gives the property a distinguished, mansion-like character and adds elegance to the home.



## OUR OFFER includes the following elements




### STRAIGHT SEGMENT (TYPE P)

Maximum available width: 3000 mm  
Minimum standard width: 2000 mm



### WICKET

Standard width: 1070 mm  
Left and right-sided



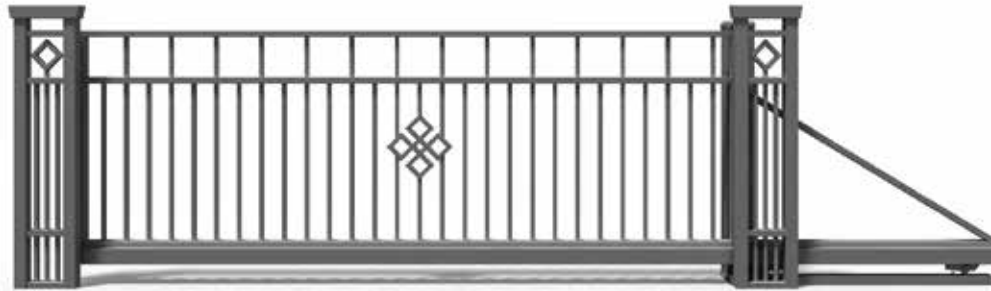
### POST

Standard available width: 300 mm



### DOUBLE-LEAF GATE

Maximum available width: 5500 mm  
Minimum standard width: 3000 mm



### TOP SLIDING GATE

Maximum available width: 6000 mm  
Minimum standard width: 3000 mm  
Left and right-sided

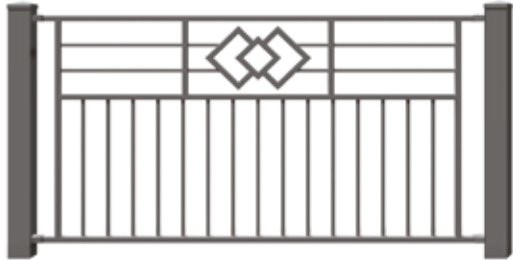


# OPAL



Opal combines vertical and horizontal profiles, and in the upper part it is finished with a beautiful decorative element. An ideal solution for single-family houses, housing estates and recreation areas, both in classic as well as modern form.

**OUR OFFER** includes the following elements



**STRAIGHT SEGMENT (TYPE P)**

Maximum available width: 3000 mm  
Minimum standard width: 2000 mm



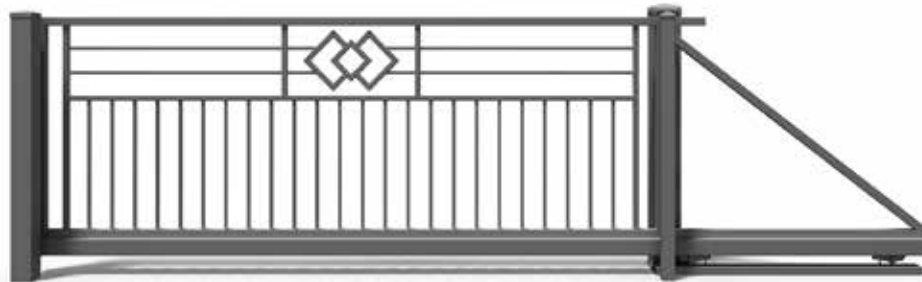
**DOUBLE-LEAF GATE**

Maximum available width: 5500 mm  
Minimum standard width: 3000 mm



**WICKET**

Standard width: 1080 mm  
Left and right-sided




**TOP SLIDING GATE**

Maximum available width: 6000 mm  
Minimum standard width: 3000 mm  
Left and right-sided




# AMBER



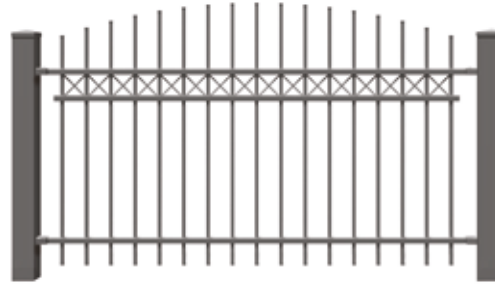
The segment of this fence has a characteristic strip decorated with a cross pattern. Stylish design, the possibility of selecting the tips and versions make Amber perfectly suitable to be used around buildings of a classic architectural form.

# OUR OFFER includes the following elements



### STRAIGHT SEGMENT (TYPE P)

Maximum available width: 3000 mm  
Minimum standard width: 2000 mm



### CONVEX SEGMENT (TYPE W)

Maximum available width: 3000 mm  
Minimum standard width: 2000 mm




### WICKET

Standard width: 1190 mm  
Left and right-sided



### DOUBLE-LEAF GATE


Maximum available width: 5500 mm  
Minimum standard width: 3000 mm



### TOP SLIDING GATE

Maximum available width: 6000 mm  
Minimum standard width: 3000 mm  
Left and right-sided

### AVAILABLE TIPS

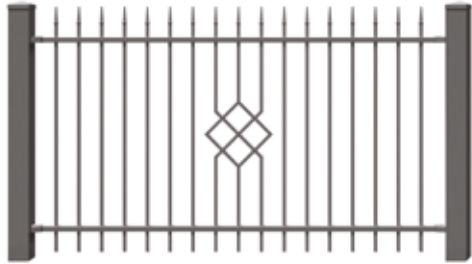


# RUBY 1



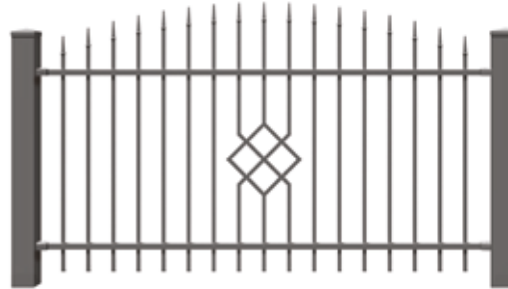
The simple, transparent form of this model catches the eye by a diamond-shaped decorative element. It will work well in the surroundings of buildings with classic form as well as more modern ones.

# OUR OFFER includes the following elements



### STRAIGHT SEGMENT (TYPE P)

Maximum available width: 3000 mm  
Minimum standard width: 2000 mm



### CONVEX SEGMENT (TYPE W)

Maximum available width: 3000 mm  
Minimum standard width: 2000 mm



### WICKET

Standard width: 1080 mm  
Left and right-sided



### DOUBLE-LEAF GATE


Maximum available width: 5500 mm  
Minimum standard width: 3000 mm



### TOP SLIDING GATE

Maximum available width: 6000 mm  
Minimum standard width: 3000 mm  
Left and right-sided

### AVAILABLE TIPS



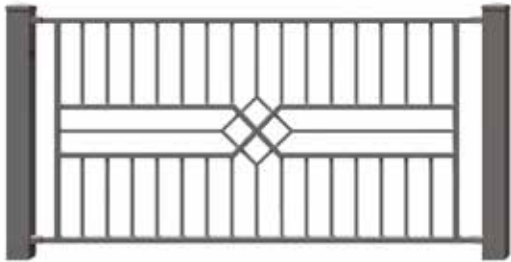
# RUBY 2



Fence with a segment decorated in the central part with a diamond additionally exposed by three horizontal profiles. The elegant form of the Ruby 2 model is ideal for both classic-style mansions as well as modern minimalist buildings.




**OUR OFFER** includes the following elements



**STRAIGHT SEGMENT (TYPE P)**

Maximum available width: 3000 mm  
Minimum standard width: 2000 mm



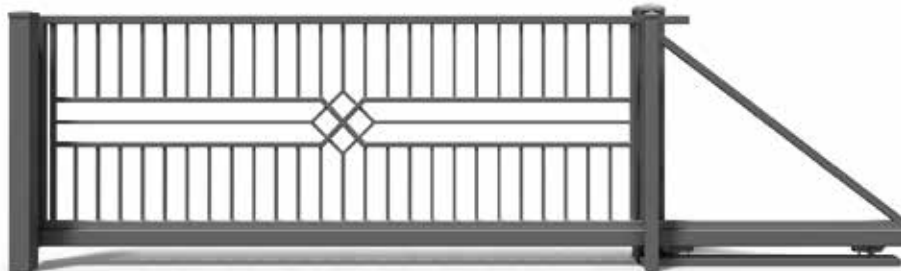
**DOUBLE-LEAF GATE**

Maximum available width: 5500 mm  
Minimum standard width: 3000 mm



**WICKET**

Standard width: 1080 mm  
Left and right-sided




**TOP SLIDING GATE**

Maximum available width: 6000 mm  
Minimum standard width: 3000 mm  
Left and right-sided

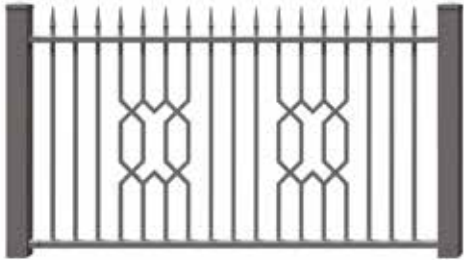


# SAPPHIRE



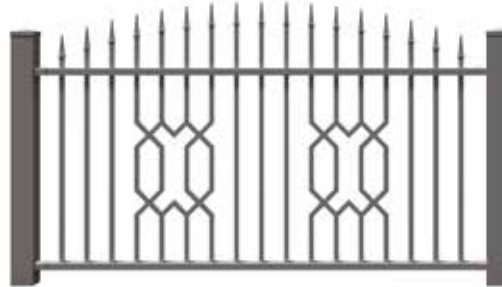
A model of classic design with a segment decorated with two geometric shapes. It perfectly contributes to the look of the home space of both traditional buildings and modern properties.

## OUR OFFER includes the following elements



### STRAIGHT SEGMENT (TYPE P)

Maximum available width: 3000 mm  
Minimum standard width: 2000 mm



### CONVEX SEGMENT (TYPE W)

Maximum available width: 3000 mm  
Minimum standard width: 2000 mm




### WICKET

Standard width: 1170 mm  
Left and right-sided



### DOUBLE-LEAF GATE

Maximum available width: 5500 mm  
Minimum standard width: 3000 mm



### TOP SLIDING GATE

Maximum available width: 6000 mm  
Minimum standard width: 3000 mm  
Left and right-sided

### AVAILABLE TIPS



P0

P3





MODULAR

**FENCES**

Modular Front Fencing brings the standard offer more dynamics, giving room for creative expression and at the same time performs an important utility function, providing a non-transparent effect at the bottom of the fence. It is an original and unique solution, combining safety and modern design.

**MODULAR**

FRONT FENCES



## MODULE 1F

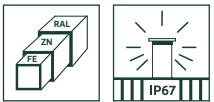

## MODULE 1G

## MODULE 2F

## MODULE 2G

### AVAILABLE module connections





**PLAST-MET  
HEADQUARTERS**

ul. Milicka 34  
55-100 Trzebnica  
+48 (71) 312 07 93  
+48 (71) 387 08 30  
biuro@plast-met.pl

**[www.plast-met.pl](http://www.plast-met.pl)**

The catalogue is for information purposes only and does not constitute an offer within the meaning of the Civil Code. Products presented in the catalogue may be non-standard or contain special elements. As a manufacturer, we reserve the right to introduce technological changes that improve the quality and functionality of our products without notifying the Buyer.  
Copying only with the permission of Plast-Met Systemy Ogrodzeniowe. All rights reserved ©.